

## BIFACIAL HJT MONO CRYSTALLINE HALF CUT MODULE – DOUBLE GLASS

395 / 400 / 405 / 410 / 415 / 420 / 425 Watts

### Lion Series



#### Overview

Hetero Junction (HJT) photovoltaic module is a Ground breaking Technology. HJT technology guarantees high performance and low degradation of the PV module, substantially improving the results and the yield in the time. "Lion" Series module is the ideal solution for end users who want a Quality PV & reliable product over time and a fast turnaround on their investments.

#### Key Benefits

	Anti-PID & LID Technology		30 Years Limited Product Warranty
	Higher yield per surface area		Low Pmax at -0,24 % / °C
	Low LCOE		Higher Light Conversion



Guaranteed mechanical resistance to severe weather conditions



Positive Tolerance

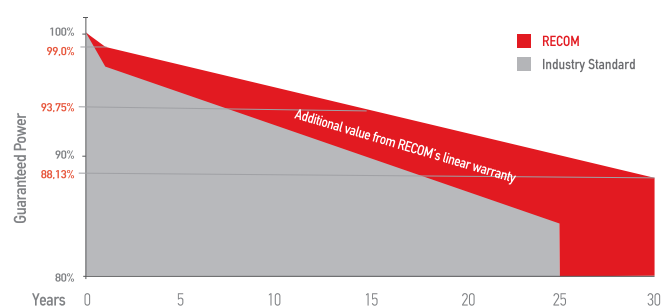


100 % electro-luminescence tested

#### Tests, Certifications and Warranties

Standard Tests	IEC 61215, IEC 61730
Factory Quality Tests	ISO 9001: 2015, ISO 14001: 2015
Certifications	Conformity to CE, PV CYCLE Fire safety Class C according to UL790
Wind and Snow Loads Testing	Module certified to withstand extreme wind (2400 Pascal) and snow loads (5400 Pascal)
Withstanding Hail	Maximum Diameter of 25 mm with impact speed of 23 m/s
Power Tolerance	Guaranteed +0/+5W (STC condition)
Warranties	<ul style="list-style-type: none"> <li>• 30-year limited product warranty</li> <li>• 15-year manufacturer warranty on 93.75% of the nominal performance</li> <li>• 30-year transferable linear power output warranty</li> </ul>

#### Linear Performance Warranty



First Year Output	≥ 99.0%	2-30 Year Decline	≤ 0.375%	30 Year Output	≥ 88.13%
-------------------	---------	-------------------	----------	----------------	----------

Lion

## BIFACIAL HJT MONO CRYSTALLINE HALF CUT MODULE – DOUBLE GLASS

RCM-xxx-8DBHO (xxx=395-425)

### Electrical Characteristics

POWER CLASS <sup>(1)</sup>			395		400		405		410		415		420		425	
Testing Condition			STC <sup>(2)</sup>	NMOT <sup>(3)</sup>	STC	NMOT	STC	NMOT	STC	NMOT	STC	NMOT	STC	NMOT	STC	NMOT
Maximum Power	Pmax	[Wp]	395	305	400	309	405	313	410	317	415	321	420	325	425	329
Maximum Power Voltage	Vmp	[V]	24,18	22,98	24,4	23,21	24,62	23,43	24,83	23,64	25,04	23,87	25,25	24,07	25,46	24,26
Maximum Power Current	Imp	[A]	16,33	13,27	16,39	13,31	16,45	13,36	16,51	13,41	16,57	13,45	16,63	13,49	16,69	13,55
Open Circuit Voltage	Voc	[V]	28,77	27,77	29,08	28,03	29,34	28,30	29,61	28,55	29,86	28,81	30,12	29,07	30,38	29,32
Short Circuit Current	Isc	[A]	17,16	13,90	17,19	13,95	17,25	14,00	17,31	14,05	17,37	14,10	17,43	14,15	17,49	14,20
Module Efficiency	Eff	[%]	20,54%		20,81%		21,07%		21,33%		21,59%		21,85%		22,11%	
Maximum Series Fuse	IR	[A]	35													
Maximum System Voltage	Vsys	[V]	1500 V													

(1) Measurement Tolerances: P<sub>max</sub> (± 3%), I<sub>sc</sub> & V<sub>oc</sub> (± 3%) - Power Classification 0/+5W

(2) STC (Standard Testing Condition): Irradiance 1000W/m<sup>2</sup>, Cell Temperature 25°C, AM 1.5

(3) NMOT (Nominal Operating Module Temperature): Irradiance 800W/m<sup>2</sup>, NMOT, Ambient Temperature 20°C, AM 1.5, Wind Speed 1m/s

### Bi Facial Output (4)


POWER CLASS			395		400		405		410		415		420		425	
			P <sub>max</sub> [Wp]	Eff [%]	P <sub>max</sub>	Eff	P <sub>max</sub>	Eff	P <sub>max</sub>	Eff	P <sub>max</sub>	Eff	P <sub>max</sub>	Eff	P <sub>max</sub>	Eff
Power with Backside Gain	+5	[%]	414,8	21,6%	420,0	21,9%	425,3	22,2%	430,5	22,5%	435,8	22,7%	441,0	23,0%	446,3	23,3%
	+10	[%]	434,5	22,7%	440,0	23,0%	445,5	23,3%	451,0	23,5%	456,5	23,8%	462,0	24,1%	467,5	24,4%
	+15	[%]	454,3	23,7%	460,0	24,0%	465,8	24,3%	471,5	24,6%	477,3	24,9%	483,0	25,2%	488,8	25,5%
	+20	[%]	474,0	24,7%	480,0	25,1%	486,0	25,4%	492,0	25,7%	498,0	26,0%	504,0	26,3%	510,0	26,6%
	+25	[%]	493,8	25,8%	500,0	26,1%	506,3	26,4%	512,5	26,8%	518,8	27,1%	525,0	27,4%	531,3	27,7%
	+30	[%]	513,5	26,8%	520,0	27,1%	526,5	27,5%	533,0	27,8%	539,5	28,2%	546,0	28,5%	552,5	28,8%

(4) Bifaciality Factor > 90% - Back-side power gain depends upon the specific project albedo - Efficiency is according to the surface of the module

### Mechanical Data

Dimensions	1754 mm x 1096 mm x 30 mm
Weight	23.0 Kg
Cell Type	HJT - 210mm x 105mm (2 x 40 Pcs) - G12
Front Glass	2.0 mm Tempered and low iron glass + ARC
Rear Side	2.0 mm Tempered and low iron glass
Frame	Anodized Aluminium Alloy
Junction Box	IP68, 3 Bypass diodes
Connector	Genuine MC4 Evo2, or MC4 compatible
Output cable	4mm <sup>2</sup> - Length = 1200mm or customized

### Dimensions

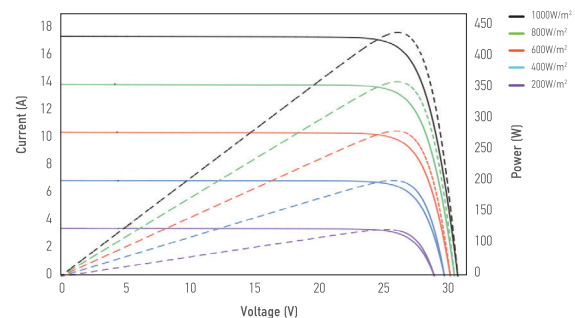


RECOM assumes no liability or responsibility for any typographical error, layout error, misinformation, any other error, omission, contained herein.

[www.recom-tech.com](http://www.recom-tech.com)

### I-V Curve

The module relative power loss at low light irradiance of 200W/m<sup>2</sup> is less than 3%.



### Temperature Characteristics

P <sub>max</sub> Temperature Coefficient	-0.24% / °C
V <sub>oc</sub> Temperature Coefficient	-0.22% / °C
I <sub>sc</sub> Temperature Coefficient	+0.047% / °C
Operating Temperature	-40~+85 °C
Nominal Operating Module Temperature (NMOT)	42 ± 2 °C

### Packing Configuration

Container	40'HC
Pieces per Pallet	35
Pallets per Container	26
Pieces per Container	(35+35) x 13 = 910 pcs

The specification and key features described in this datasheet may deviate slightly and are not guaranteed. Due to on-going innovation, research and product enhancement, RECOM Technologies reserves the right to make any adjustment to the information described herein at any time without notice. Please always obtain the most recent version of the datasheet which shall be duly incorporated into the binding contract made by the parties governing all transactions related to the purchase and sale of the products described herein. Please read the safety and installation instructions before using the modules.